

# Chain Shield

Our Chain Shield has been designed to create a simple and effective solution for any existing manual shading system.

The Shield encases the chain, leaving 8" exposed to easily control the shade. Using the Chain Shield ensures compliance with the child safety standards set by Health Canada and the Window Covering Manufacturers Association (WCMA).

## Features

- Simple and effective retrofit solution
- Compatible with all manual shade systems and ball stops
- Sold in pre-cut, pre-drilled lengths
- Quick and easy to assemble
- UV resistant
- Patented design
- Eliminates need for tension hold
- Optional Spacing Jig allows for easy and accurate assembly of the Chain Shield



Color

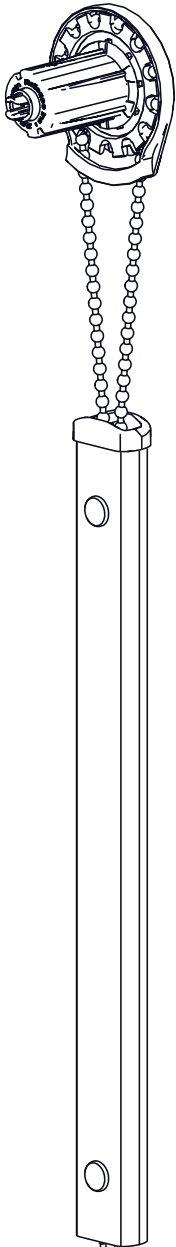


Clear





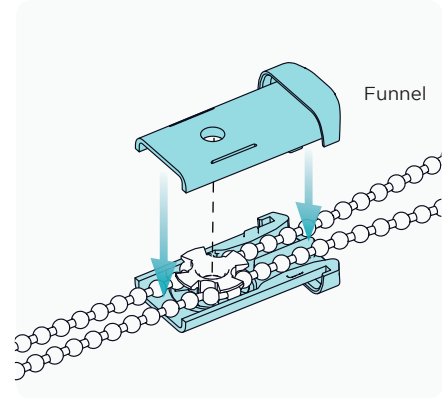
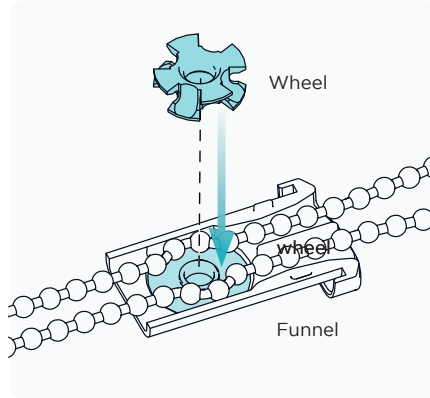
CHILD SAFE



### Assembly

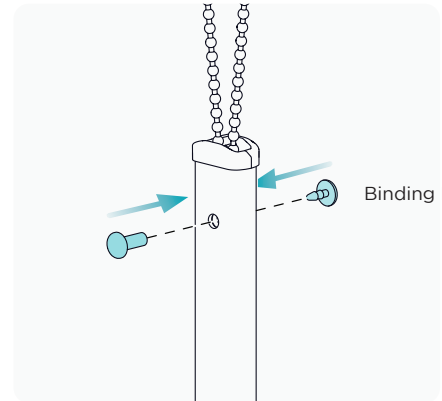
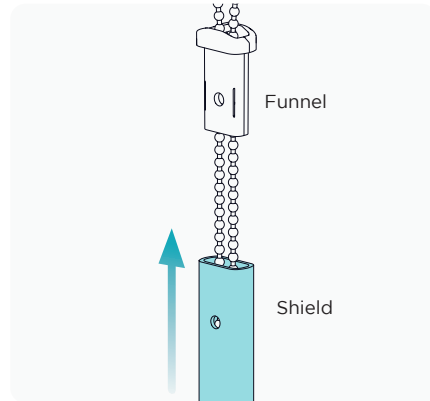
1. Place the wheel on a funnel.

2. Snap funnels on the chain.



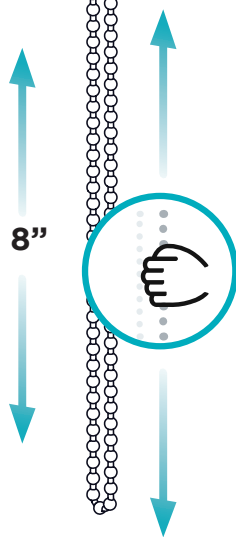
3. Slide the Shield through the chain and over the funnels.

4. Install binding posts at the top and bottom of the funnels.



### Operation

One-handed operation.  
Simply pull the exposed chain.



SKU	Description	Notes
RB91-1346-001020	Chain Shield 8" With Pre-Drilled Holes	2' Chain Loops
RB91-1346-001051	Chain Shield 20" With Pre-Drilled Holes	3' Chain Loops
RB91-1346-001081	Chain Shield 32" With Pre-Drilled Holes	4' Chain Loops
RB91-1346-001112	Chain Shield 44" With Pre-Drilled Holes	5' Chain Loops
RB91-1346-001370	Chain Shield 12'	Requires cutting and drilling holes
RB91-1346-001001	Chain Shield Funnel	2 Pieces Per Shade
RB91-1346-060002	Chain Shield Wheel	1 Piece Per Shade
RB91-1346-001003	Chain Shield Binding Post Set	2 Sets Per Shade
TM91-1346-000002	Chain Shield Spacing Jig	For accurate assembly of Chain Shield